

Doctor of Medicine - 2025 Getting Started



THE UNIVERSITY
OF QUEENSLAND
AUSTRALIA

Acknowledgement of Country

The University of Queensland (UQ) acknowledges the Traditional Owners and their custodianship of the lands on which we meet.

We pay our respects to their Ancestors and their descendants, who continue cultural and spiritual connections to Country.

We recognise their valuable contributions to Australian and global society.



Commitment to Diversity and Inclusion

Diverse perspectives, abilities, experiences and backgrounds inspire creativity, encourage innovation and enrich our communities.

Members of our broad community are valued and respected for their individuality. UQ strives to create a culturally safe, welcoming and inclusive workplace, with strong community connections and partnerships.



Contents

-
- 01 Doctor of Medicine Year 1: What to expect?

 - 02 Retaining your place in the MD

 - 03 Enrolment Information

 - 04 Timetable pathways and allocations

 - 05 Program requirements

 - 06 Student Support Options and MD Mentoring Program

 - 07 Q&A

01 Doctor of Medicine – Year 1

Professor Nalini Pather
Mayne Professor & Director,
Academy for Medical Education
Director, Medical School Teaching &
Learning and Academic Lead, MD Design



Vision

To nurture and educate future medical graduates, who are clinically capable collaborative team players, exemplifying kindness and compassion, and empowered to serve responsibly and to dedicate themselves to the continual improvement of the health and wellbeing of people and communities in Queensland, Australia and across the globe.



Our UQ Values as they relate to our MD Program



Creativity

We value and encourage innovation, creativity and divergent thinking



Excellence

We strive for excellence in clinical practice, education and research to best serve our communities



Truth

We seek truth through our focus on the advancement and dissemination of knowledge, and our deep commitment to freedom of expression and human rights



Respect and inclusivity

We foster a safe, inclusive environment that is conducive to learning and promotes development of culturally safe, person-centred doctors who reflect the populations they will serve



Integrity

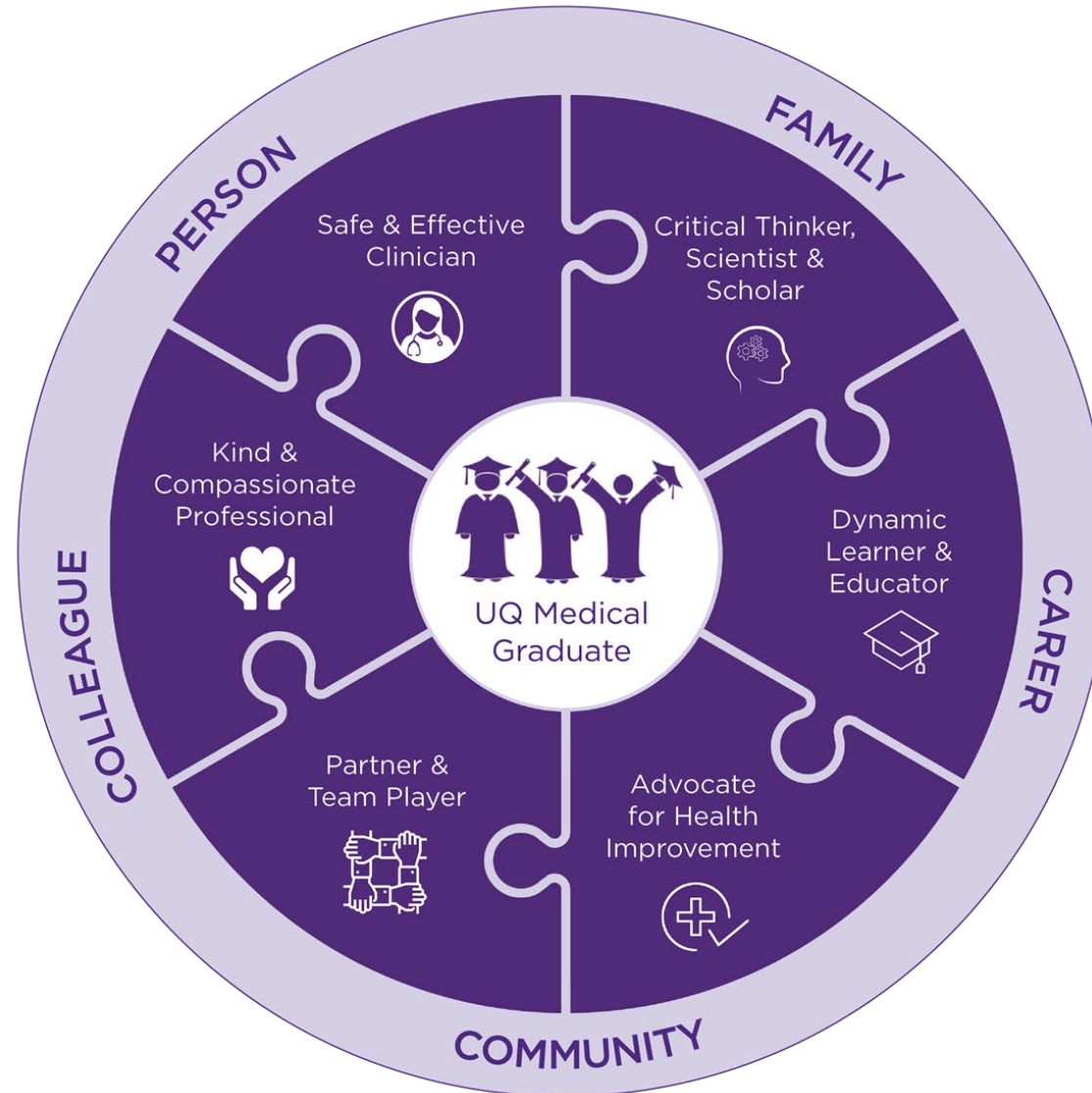
We take seriously the role we play as stewards of an equitable healthcare system and are ethical and principled



Courage

We are ambitious, bold and agile. We demonstrate moral courage, so that we are always guided by a sense of what is right.

Roles of a well-rounded doctor



High quality curriculum and clear expectations

- Whole program approach
- Coherent integrated curriculum
- Focus on application of concepts
- Scaffolded and guided
- Feedback and support
- Growth mindset and experiential learning
- Development of professional identity

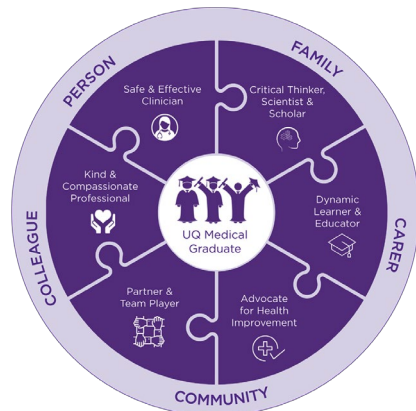


Tim Dornan, Richard Conn, Helen Monaghan, Grainne Kearney, Hannah Gillespie & Dierdre Bennett (2019) Experience based learning (ExBL): Clinical teaching for the twenty-first century, Medical teacher DOI: 10.1080/0142159X.2019.1630730

UQ MD Program Overview

Structure





- 4-year graduate program
- 3 year long and 2 courses
- Whole of program approach to assessment
- Continuous learning and development of competencies
- Professional identity as part of healthcare team



Classroom
Directed



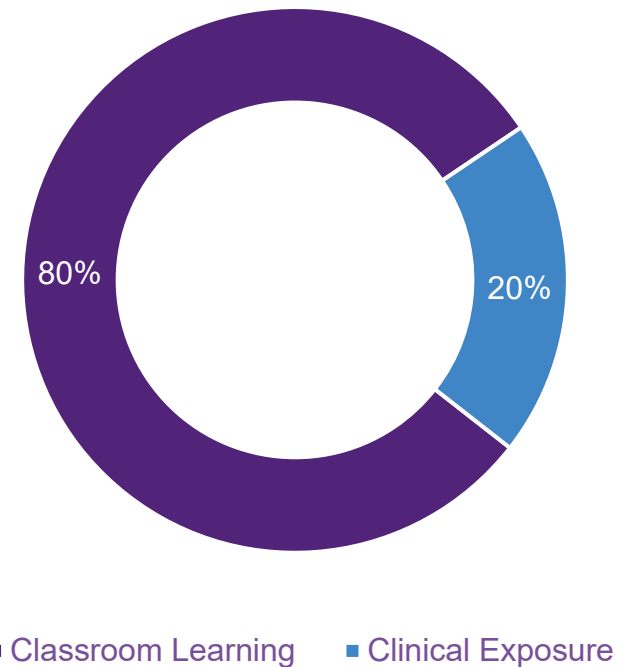
Clinical team
member

<p>Year 1</p> 	<p>Foundations of Medical Practice Year-long, 16 Unit Course</p> <p>4 days structured teaching - 1 teaching - 1-day basic clinical skills</p>		<p>Progress Decision</p>	
<p>Year 2</p> 	<p>Developing knowledge and skills in Medicine Year-long, 16 Unit Course</p> <p>3 days structured teaching – 2 days clinical and professional practice including longitudinal placements in generalist hospital outpatient & general practice settings</p>		<p>Progress Decision</p>	
<p>Year 3</p> 	<p>Clinical Immersion across the Lifecycle Year-long, 16 Unit Course</p> <p>1 day a week structured teaching – 4 days clinical experience</p>		<p>Progress Decision</p>	
<p>Year 4</p> 	<p>Advanced Practice 1 day a week structured teaching – 4 days clinical experience</p>	<p>Elective/ Remediation</p>	<p>Transition to Practice [internship/residency]</p>	<p>Graduation Decision</p>

Year 1 : MEDI7100 Foundations of Medicine

Structure:

- Full time, Year-long 16-unit course
- Integrated design based on themes
- 26 hrs scheduled learning + 14 hrs self-guided learning
- **4 days: classroom based including TBLs**
- **1 day equivalent: clinical exposure**
 - Simulations, clinical & professional skills tutorials
 - Early clinically relevant exposure
 - Hospital and Community visits (Learning community, all disciplines)



Learning experiences

Lectorials

Traditional lecture with active learning through student engagement and problem solving

Masterclasses

Demonstration of a skills by an expert or auditing an individual's consultation

Integrated Symposia

Learning interactively by being with experts in the field which may include patients or relevant community members

Workshops

Engage collaboratively in activities, discussion or debate in response to theoretical learning

Clinical plenary

Sessions led by clinical experts across the various disciplines with a focus on clinical relevance

Team-based learning (TBL)

Pedagogical strategy that engages student knowledge through individual testing and group collaboration

Practicals

Highly interactive, hands-on learning experiences

Clinical and Procedural Skills

Opportunity for you to practice and receive feedback in these hands-on practical sessions which will focus mainly on procedural skills

Clinical and Professional Learning

Foundations of History and Examinations; communication, history taking, physical examination and observation skills, as well as aspects of professionalism in practice

Overarching principles of MEDI7100



Learner centred



Diverse interactive learning experiences



Participation and engagement



Face-to-face interaction



Integrated curriculum





First Nations Cultural Immersion Experience: Indigenous and Cultural Considerations

Rural Community Immersion

Learning experiences - immersion



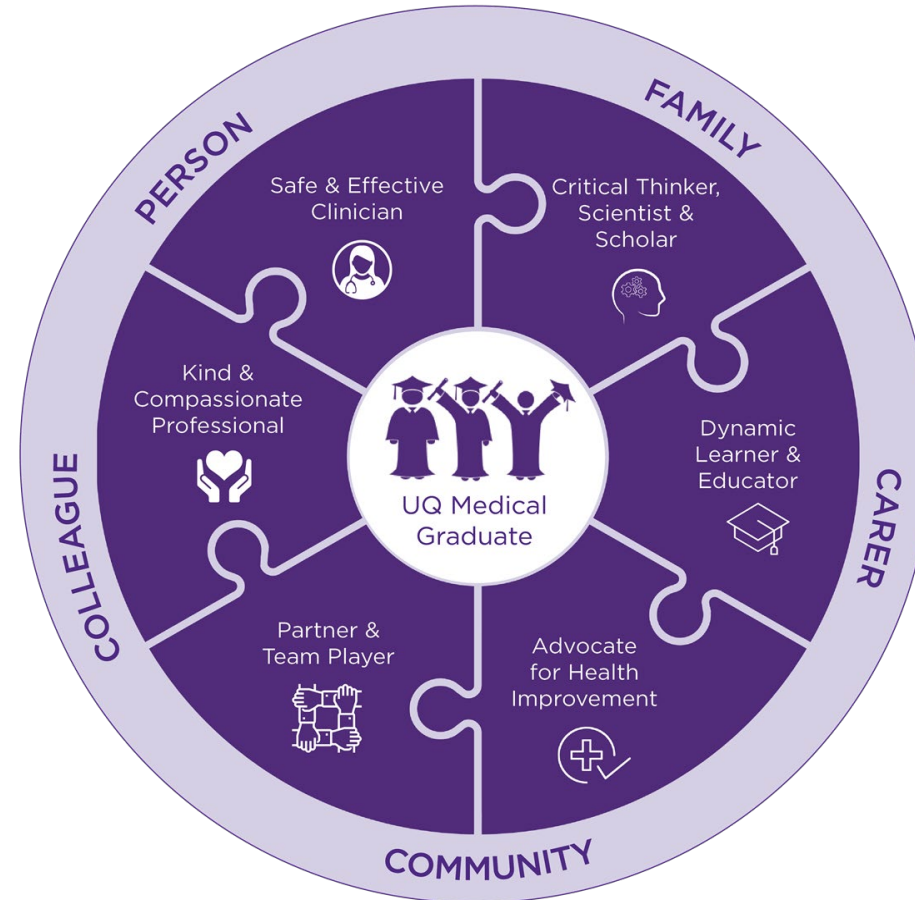
Learning experiences are linked to learning outcomes

Clinical Practice

Science and
Scholarship

Professionalism
and Leadership

Health and Society



Transition to the MD

Commencing Monday 3 February 2025



To welcome you to the Faculty of medicine and to the profession



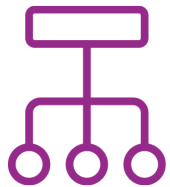
To facilitate adjustment to a graduate professional program



To introduce the range of people involved in your education – and each other 😊



To ensure you know where to find help



To explain themes and program structure



To explain assessment and feedback



To expose you to MD learning experiences



Prepare, Inspire and Enthuse

02 Retaining your place for February 2025

Angela Brandenburg

Academic Lead, Medical Student Selection,
Academy for Medical Education
The University of Queensland
Medical School



Retaining your place in the MD program

For Provisional Entry Students only

Requirements

- Maintain GPA of 5 or above
- Complete the science prerequisites (equivalent to BIOM2011, BIOM2012)
- Complete **all requirements** of your undergraduate program
- Complete your degree in the minimum time

Process

- When results are officially released, the FoM Student and Academic Admin team will be assessing each record. This will take a few days.
- Once results are assessed, you will receive a confirmation and mySI-net record will be updated.

Examination hiccups

- If you need to defer an exam or sit supplementary assessment, you will need to have all grades finalised to commence the MD program on 3 February 2025.

Want to continue to Honours/ professional registration/ PhD?

- Students should seek approval from the Associate Dean Academic by emailing med.enquiries@uq.edu.au.

03 Enrolment Information

Chris Jones

Coordinator, Student Administration
Student and Academic
Administration
Faculty of Medicine



Week Commencing	UQ Academic Calendar 2025	Year 1 MEDI7100
30-Dec-24	Summer Semester	END OF YEAR BREAK
06-Jan-25		
13-Jan-25		
20-Jan-25		
27-Jan-25	REVISION WEEK (Summer semester)	
03-Feb-25	EXAMINATION WEEK (Summer semester)	Transition to the MD Week 1
10-Feb-25		Transition to the MD Week 2
17-Feb-25	ORIENTATION WEEK	Transition to the MD Week 3
24-Feb-25	1	4
03-Mar-25	2	5
10-Mar-25	3	6
17-Mar-25	4	7
24-Mar-25	5	8
31-Mar-25	6	BREAK
07-Apr-25	7	9
14-Apr-25	8	10
21-Apr-25	INTRA-SEMESTER BREAK	11



MD Year 1 – 2025 Academic Calendar



<https://medical-school.uq.edu.au/files/53990/2025-MD-Academic-Calendar.pdf>



Starting in the MD – Important Dates



<https://medical-school.uq.edu.au/getting-started?p=4#4>

Doctor of Medicine – Year 1 Key dates

Important to note

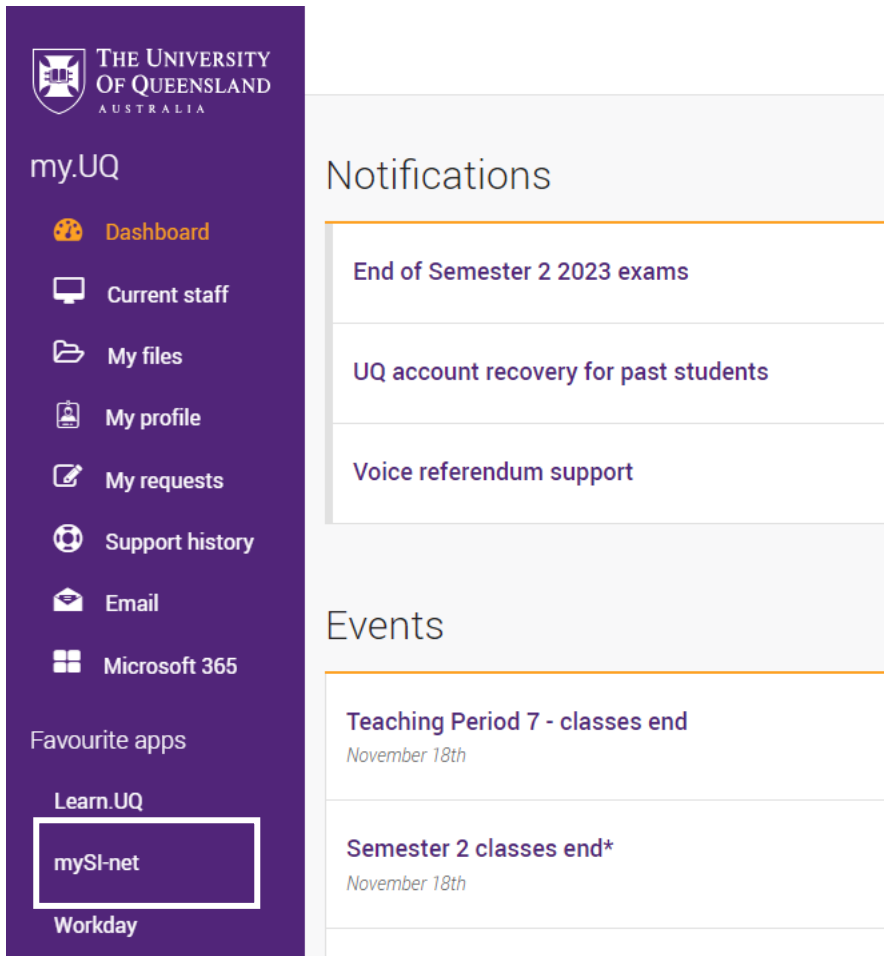
Your Academic Calendar is different from the standard UQ Academic Calendar

Enrolling in the MD program

- The Medicine Program at UQ is a **full-time, professional degree program** which has a **continuous enrolment** program requirement. To ensure you are enrolled correctly, it is recommended you enrol for the entirety of 2025.
- **Enrolments are now open, and you will need to enrol in the MEDI7100 course. However, there are multiple offerings of MEDI7100, so make sure you enrol in the one dedicated for your location (Brisbane, Rockhampton, Bundaberg etc).**
- Traditionally, enrolments will open for the following year at the end of November. Specific dates are available in the [UQ Academic Calendar](#).
- Below is an example of what your enrolments will look like for the entirety of your program. However, please ensure you refer to your corresponding course list to identify the appropriate course codes each year.

Year	Semester 1	Semester 2
Year 1	MEDI7100 (IP grade)	MEDI7100 (final grade)
Year 2	MEDI7200 (IP grade)	MEDI7200 (final grade)
Year 3	MEDI7300 (IP grade)	MEDI7300 (final grade)
Year 4	MEDI7400 (IP grade)	MEDI7400 (final grade)

Enrolling in the MD program



To enrol in your courses, you will use a system called **mySI-net**. This is the control centre for all things pertaining to Student Administration at the University of Queensland. mySI-net is the area where you enrol and drop courses, update personal information, view your grades and Studies Report, and request an Enrolment Status Report.

You can access mySI-net via your [myUQ Dashboard](#).

You may be asked to complete some compulsory tasks before SI-net will allow you to add your courses.

A

The **'Part A' component** (the Semester 1 offering) of your year-long course will have an 'IP' (In Progress) grade assigned to it which will remain for the entirety of your studies within the program.

B

Your final grade for the course will sit in the **'Part B' component** (the Semester 2 offering).

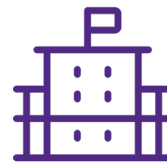
Enrolling in the MD Program

As our Doctor of Medicine program commences earlier than the standard University semester, it is recommended that you enrol in your courses as soon as you can, to avoid any delays or impacts on your commencement in the program.



The **Faculty of Medicine, Student Administration Team** are responsible for monitoring and assisting you with your enrolment and progression throughout the program.

You will be contacted via your student email account if we require any additional actions from you from an enrolment perspective.



Questions or concerns about your enrolment in the MD program? You can **find us at the Student Hub**, Level 5 Oral Health Centre (OHC), Herston Campus.

Our office hours are Monday-Friday 8:30am-4:30pm.



You can also contact us via phone (07) 3346 4922 or email med.enquiries@uq.edu.au.

ID Cards

As an MD student, you will need to obtain and always carry with you, two ID cards:

- Standard UQ Student ID
- Medical Student ID

The Medical Student ID card is often used as your primary identification as a medical student while on clinical placement or in hospital settings.

You can request both IDs through the [online form](#), where you will be asked to upload a passport photo of yourself.

IMPORTANT: The Medical Student ID card is not automatically issued. Please make sure you indicate in your request that you are requesting both IDs or just the Medical Student ID (for students who have studied at UQ previously and already have a UQ Student ID).

If your UQ Student ID has expired, you can request a replacement ID card through the same form. Just make sure that your expected Graduation Term is up to date for your new program.

You will need your ID to access some teaching activities from Week 1 of Semester.



05 Timetable pathways and allocations

Andrew Daddow
Coordinator, Timetable
Student and Academic
Administration
Faculty of Medicine



Timetable

Brisbane/Rural	Locations	Timetable Pathway Groups
Brisbane	<u>St Lucia, Herston and Translational Institute Research (TRI)</u>	Timetable pathways groups 1 to 44
Rockhampton	Rockhampton Health Sciences Learning and Discovery Centre (HSLDC) and Central Queensland University (CQU)	Timetable pathways groups 45 to 47
Bundaberg	Bundaberg Health Sciences Learning and Discovery Centre (HSLDC) and Central Queensland University (CQU)	Timetable pathways groups 48 to 50

The timetable pathways have been built around small learning groups of 10. You will be asked to indicate your preferred timetable pathway. This will determine your allocation to small group learning experiences, including Team Based Learning, Clinical and Professional Learning, and Procedural Skills workshops.

<https://medical-school.uq.edu.au/getting-started?p=2#2>

Overview of the first 16 weeks for a group

26 27 28 29 30 31 32 33 34 35 36 37 38 39 40 4

Time	Monday	Tuesday	Wednesday	Thursday	Friday				
8:00 AM	Lectorials	Lectorials	Lectorials	Lectorials	Lectorials				
8:30 AM									
9:00 AM									
9:30 AM									
10:00 AM	Lectorials	TBL Weeks 2, 4-6, 8, 10-13, 15-16	[Clinical and Professional Learning] Clinical Communication Week 4, 8, 12	TBL Weeks 1-2, 4-7, 9-11, 13-16	[Medical Science] Applied Physiology Weeks 5, 7, 10-11, 15	[Medical Science] SCMB Practical Week 4			
10:30 AM									
11:00 AM									
11:30 AM									
12:00 PM									
12:30 PM									
1:00 PM	[Medical Science] Pathology ONLINE Weeks 6, 10, 12	[Clinical and Professional Learning] Foundations of History and Examination Weeks 4-8, 9-16	[Clinical and Professional Learning] Foundations of History and Examination Week 3	[MEDICAL SCIENCES] Anatomy & Pathology Multi-Disciplinary Practical Weeks 1-2, 6, 9-12, 14-15	[Medical Science] Histology Weeks 5-6, 8, 9, 11, 13- 14, 16	[Research & Epidemiology] Workshops Weeks 3, 12	[Ethics, Professionalism and Law] Workshop Week 4	[Indigenous and Cultural Considerations] Workshops Weeks 5, 9, 13	[Advocacy and Public Health] Weeks 8, 15
1:30 PM									
2:00 PM									
2:30 PM									
3:00 PM									
3:30 PM	[Medical Science] Foundations of Pharmacology Week 5	[Medical Science] Symposium Week 2			[Medical Science] Workshop Week 2	[Clinical and Procedural Skills] Workshop 1 Week 3			
4:00 PM									
4:30 PM									
5:00 PM									
5:30 PM									
6:00 PM	[Medical Science] Pathology ONLINE								

Timetable Allocation

Important Dates



9 January 2025, 12pm AEST
Preferencing opens



13 January 2025, 12pm AEST
Preferencing closes



14 January 2025, 12pm AEST
Timetable released



14 to 17 January 2025, 12pm AEST
Swap period

- You can enter your preference on the first day or the last day, with no impact to your chances of being allocated.
- You can change your preference at any time within the preference window.
- You must submit a minimum of 4 preferences, up to 10 for Brisbane cohort. Rural cohort must enter all 3 options for preference.
- If no preferences are entered, you will be able to allocate yourself to a group which has space available.
- During the Swap period you can allocate yourself to another timetable pathway
 - Where you wish to move to a full class, click on the heart icon. It is not guaranteed you will receive the swap
 - Any questions, contact:
med.mytimetable@uq.edu.au.

06 Program requirements

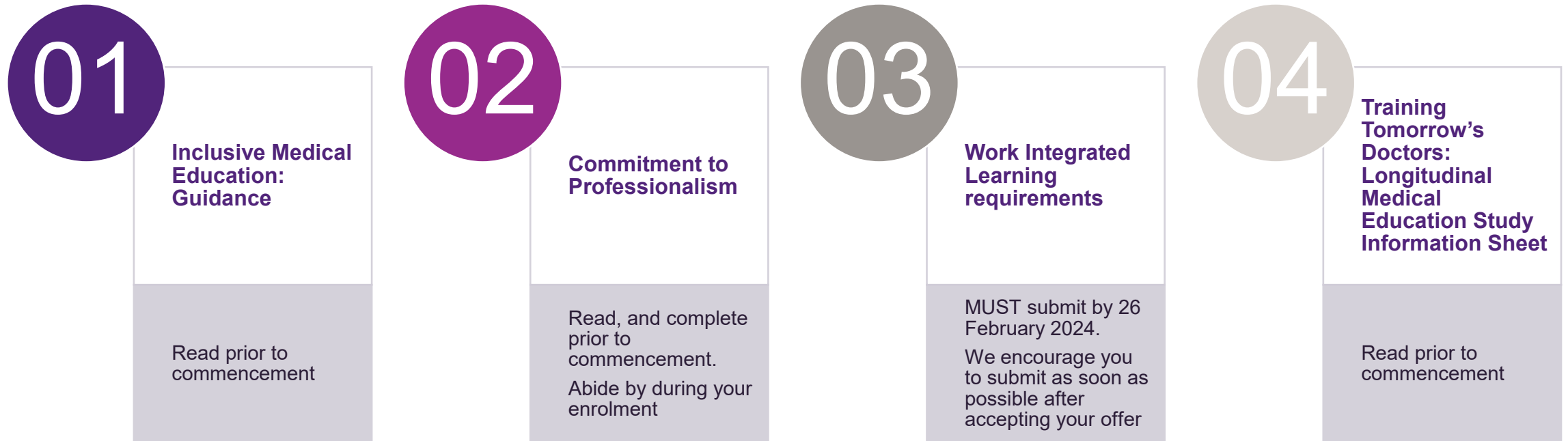
Ashlee Flohr
Work Integrated Learning Advisor

Student and Academic Administration
Faculty of Medicine

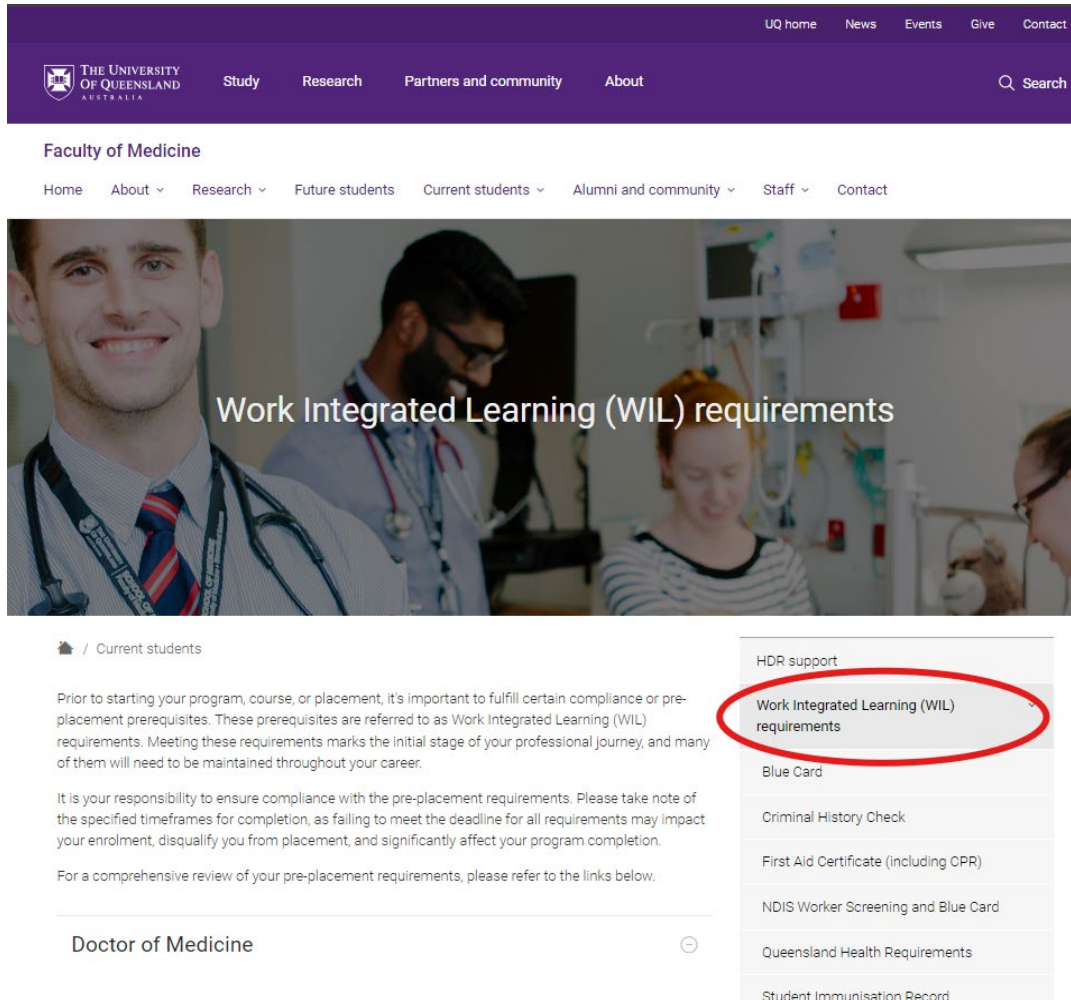


Compulsory Program Requirements

<https://medical-school.uq.edu.au/getting-started?p=1#1>



Work Integrated Learning Requirements (WIL)



The screenshot shows the Faculty of Medicine website. At the top, there is a navigation bar with links for 'UQ home', 'News', 'Events', 'Give', and 'Contact'. Below this is a secondary navigation bar with 'Study', 'Research', 'Partners and community', and 'About', along with a search icon. The main content area features a large image of medical students in a clinical setting with the text 'Work Integrated Learning (WIL) requirements'. Below the image, there is a breadcrumb trail: 'Home / Current students'. The main text explains that before starting a program, students must fulfill certain compliance or pre-placement prerequisites, which are referred to as Work Integrated Learning (WIL) requirements. It states that meeting these requirements marks the initial stage of a professional journey and that many of them will need to be maintained throughout a career. It also notes that it is the student's responsibility to ensure compliance with these requirements, as failing to meet the deadline for all requirements may impact enrolment, disqualify them from placement, and significantly affect program completion. A link is provided for a comprehensive review of pre-placement requirements. On the right side of the page, there is a vertical list of links: 'HDR support', 'Work Integrated Learning (WIL) requirements' (circled in red), 'Blue Card', 'Criminal History Check', 'First Aid Certificate (including CPR)', 'NDIS Worker Screening and Blue Card', 'Queensland Health Requirements', and 'Student Immunisation Record'. At the bottom left, there is a section for 'Doctor of Medicine' with a dropdown arrow.



<https://medicine.uq.edu.au/current-students/work-integrated-learning-wil-requirements>

Work Integrated Learning Requirements (WIL)

You are required to complete and provide evidence of the listed requirements within the specified deadlines.

WIL Checklist:

- [Immunisation Record \(Form B\), & TB self-assessment form](#)
- [NDIS Worker Screening and Blue Card](#)
- [Criminal History Check](#)
- [First Aid](#)
- [QLD Health Orientation Checklist & iLearn modules](#)

Completing your student immunisation records:

Disease with immunisation or screening requirement	Type of evidence
Pertussis (whooping cough)	Vaccination within last 10 years
Measles, mumps, rubella (MMR)	2 vaccinations or evidence of immunity to all three diseases
Varicella (chicken pox)	2 vaccinations or evidence of immunity
Hepatitis B	Full age appropriate vaccination course <i>and</i> evidence of immunity
COVID-19	Evidence of vaccinations is required for some programs and/or placements. See Table 1 and COVID-19 information below.
Tuberculosis	TB self-assessment form and if required latent TB screening
Blood borne viruses (BBVs)	Exposure prone procedures statement completed by your medical practitioner
Influenza	Annual vaccination is strongly recommended during flu season (from April/May) and mandatory for some placements.

Specific inquiries or concerns related to personal information on your Immunisation Record should be directed to: **UQ Immunisation Record Team** immunisation@uq.edu.au

For general queries regarding submission of your Immunisation Record should be directed to: **Faculty of Medicine WILTeam** med.placements@uq.edu.au

Useful WIL Links

- Work Integrated Learning (WIL) Requirements website:

<https://medical-school.uq.edu.au/current-students/work-integrated-learning-wil-requirements>

- Blue Card only website:

<https://medical-school.uq.edu.au/current-students/work-integrated-learning-wil-requirements/blue-card>

- Blue Card and Disability Worker Screening Clearance Combined check:

<https://workerscreening.dsdsatsip.qld.gov.au/workers/you-start>



Any questions?

Work Intergrated Learning Team, Faculty of Medicine

Med.placements@uq.edu.au

07 Medical Student Support Team

Zoe Miller
Principal Student Adviser (Medicine)
Student Services



Medical School Student Support Team

- We are separate from the faculty. We are based within UQ Student Services but embedded within the Faculty to allow ease of access for both students & staff
- All our support is confidential
- We can meet with students in-person (various locations across the different Learning Communities), as well as organise online and phone appointments
- [Book an appointment here](https://medical-school.uq.edu.au/current-students/medical-school-student-support-team)

<https://medical-school.uq.edu.au/current-students/medical-school-student-support-team>



Medical School Student Support team (MSST)

Principal Student Advisers, Year 1-4


Jacinta Sinclair



Zoe Miller



Susie Migliorisi



The ways MSST support you



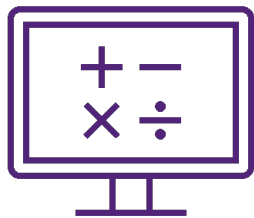
Mental Health and Wellbeing support



UQ processes, and policy & liaison with School and Faculty staff as needed



Welfare and financial hardship support



Resources and workshops



Transition support and settling in



Support for disability and referral to specialist support

MD Mentoring Program

[Mentoring - my.UQ - University of Queensland](#)



Registrations available during orientation week



QR code to register will be during "Optimizing your Health" workshop run by MSST and in your academic calendar



First mentee/mentor meeting in Week 2



Important links and websites



Getting Started, step-by-step

<https://medical-school.uq.edu.au/getting-started>



Compulsory Program Requirements

<https://medical-school.uq.edu.au/getting-started?p=1#1>



Starting in the MD - Important Dates

<https://medical-school.uq.edu.au/getting-started?p=4#4>



MD – Welcome Events

<https://medical-school.uq.edu.au/md-orientation>



Student Enquiries

<https://medical-school.uq.edu.au/current-students/enquiries>



MD Year 1 – 2025 Academic Calendar

<https://medical-school.uq.edu.au/files/53990/2025-MD-Academic-Calendar.pdf>

Questions

Thank you for joining us today.

We look forward to meeting you on your first day on **Monday 3 February at 9.30am.**

